


SMEs in the EU

WHAT IS AN SME?



Staff headcount

EMPLOY < 250 PEOPLE



Annual turnover

< OR =
EUR 50 MILLION

OR

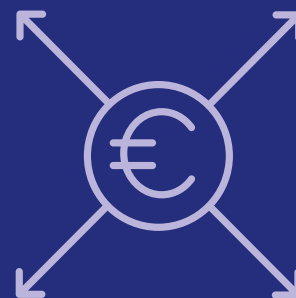


Balance sheet total


< OR =
EUR 43 MILLION

SMEs in the EU

87% OF ALL SMEs ARE
AUTONOMOUS AND MAKE
INDEPENDENT FINANCIAL
DECISIONS.



SMEs in the EU

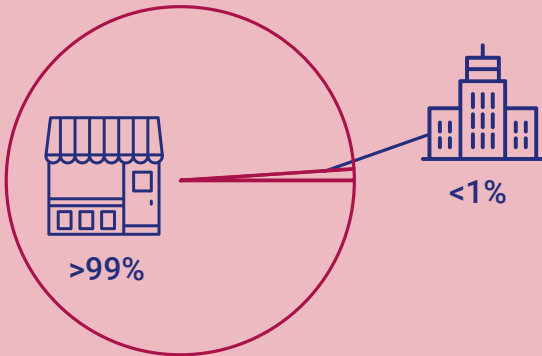


Lack of SME
energy data

LACK OF ENERGY DATA FOR THE SME SECTOR
IS A CHALLENGE TO BE FACED TO GUARANTEE
AN EFFECTIVE SUPPORT TO POLICY MAKERS.


SMEs in LEAP4SME Partner Countries

SMEs MAKE UP OVER 99% OF ALL ENTERPRISES.



SMEs in LEAP4SME Partner Countries

MICRO ENTERPRISES ACCOUNT FOR OVER 86% OF ALL BUSINESSES.




SMEs in LEAP4SME Partner Countries

THE ECONOMIC VALUE ADDED BY SMEs VARIES BETWEEN 49% IN THE UK AND 79% IN GREECE.



SMEs in LEAP4SME Partner Countries

83% - GREECE HAS THE HIGHEST SHARE OF PERSONS EMPLOYED BY SMEs.



SMEs in LEAP4SME Partner Countries

54% - UK HAS THE LOWEST SHARE OF PERSONS EMPLOYED BY SMEs.



SMEs in LEAP4SME Partner Countries

SECTOR INSIGHTS



Wholesale and retail trade

**MOST ENTERPRISES, EMPLOYEES
AND VALUE ADDED.**



Manufacturing

**SECOND IN EMPLOYEES
AND VALUE ADDED.**



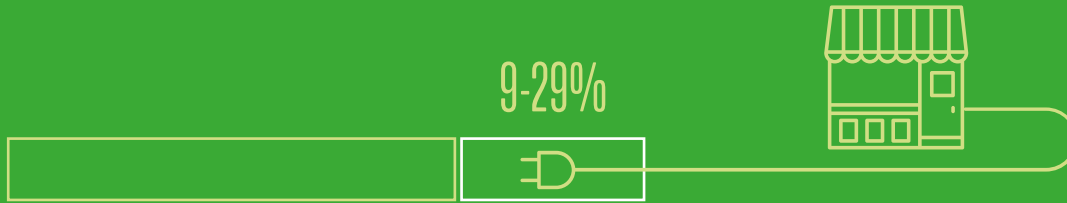
Professional, scientific and
technical activities

**SECOND IN NUMBER OF
ENTERPRISES.**

This has been intentionally left blank for structural purposes.

LEAP4SME Key Findings

SHARE OF SME ENERGY CONSUMPTION ON GROSS INLAND CONSUMPTION



The estimated share of SME energy consumption on gross inland consumption (GIC) ranges from 9% to 29%.

LEAP4SME Key Findings

SME ENERGY INTENSITY
MEDIUM OR HIGH ENERGY INTENSITIES



Greece



Poland



Slovakia



Croatia



Italy

ENERGY INTENSITIES ABOVE 600 MWH/MN€

SME ENERGY INTENSITY = SME energy consumption / value added

LEAP4SME Key Findings

SME ENERGY INTENSITY
LOW ENERGY INTENSITIES



Austria



Portugal



UK



Malta

ENERGY INTENSITIES BELOW 600 MWH/MN€

SME ENERGY INTENSITY = SME energy consumption / value added

